

High Ratio Wire Lead Transformers

CR Magnetics **CR8400** series of Wire Lead Current Transformers are available in a wide range of sizes and materials to meet any AC current sensing needs. Our **General Purpose** designs are made from the highest quality silicon steel cores available, and meet most of the common AC current measurement needs. Our **Revenue Grade** CTs (-N) are made from a nickel alloy core which provides the most linear response over temperature and current level. A line of Ground Fault CTs for measuring low AC currents include electrical shields. The **High Frequency** (-F) products are designed for high frequency applications such as high frequency power supplies and motor drives.

CR8400 SERIES



CR8400 Cased



CR8450 Dipped

GENERAL PURPOSE CURRENT TRANSFORMERS

Part Number	I _r	V _{max} RMS	T _e	FREQUENCY
CR8401-1000	10	1.5	1009	20 -1KHz
CR8410-1000	20	2.1	1012	20 -1KHz
CR8420-1000	50	3.8	1018	20 -1KHz
CR8448-2000	50	10.2	2046	20 -1KHz
CR8449-1000	50	6.8	1016	20 -1KHz
CR8449-2000	75	12.8	2046	20 -1KHz
CR8450-1000	100	10.7	1021	20 -1KHz
CR8450-2000	200	14.6	2037	20 -1KHz

REVENUE GRADE CURRENT TRANSFORMERS

Part Number	I _r	V _{max} RMS	T _e	FREQUENCY
CR8448-2500-N	40	2.3	2510	20 -1KHz
CR8449-2500-N	50	2.4	1009	20 -1KHz
CR8450-2500-N	75	4.8	2512	20 -1KHz
CR8459-2000-N	100	7.2	2011	20 -1KHz

GROUND FAULT CURRENT TRANSFORMERS

Part Number	I _r	V _{max} RMS	T _e	FREQUENCY
CR8401-1000-G	4	0.3	1005	20 -1KHz
CR8410-1000-G	7	0.90	1007	20 -1KHz
CR8420-1000-G	20	2.0	1011	20 -1KHz

HIGH FREQUENCY CURRENT TRANSFORMERS

Part Number	I _r	V _{max} RMS	T _e	FREQUENCY
CR8448-2000-F	50	2.5	2015	20KHz-200KHz
CR8449-2000-F	75	3.5	2017	20KHz-200KHz
CR8450-2000-F	100	4.8	2020	20KHz-200KHz

I_r = Maximum Input Current to be linearly sensed V_{max} = Maximum Linear Voltage (Saturation) CT will develop at I_r
 T_e = Effective turns ratio including losses

Applications

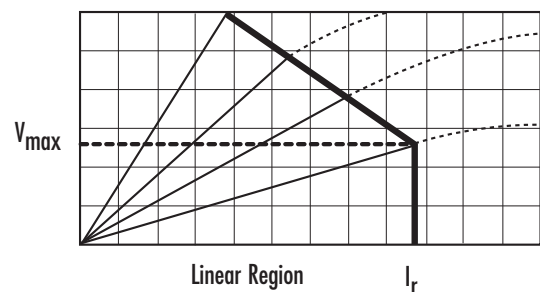
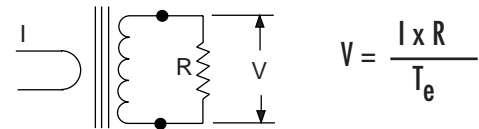
- Motor Load Measurement
- Power Meters
- High Frequency Current Sensing
- Ground Fault Sensing

Features

- High Ratio
- Standard Footprints

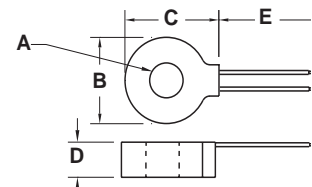
Specifications

- Maximum Continuous Primary Current 4 X I_r
- UL, CSA, CE, and RoHS available



PACKAGE DIMENSIONS AND OUTLINE (mm/in)

Part Number Prefix	A min	B max	C max	D max	E Typ	Part Number Prefix	A min	B max	C max	D max	E Typ
CR8401	6.7 .26	17 .67	18 .71	7.8 .31	70 2.76	CR8449	9 .35	27.9 1.10	29.7 1.17	15.2 .67	101.6 4.00
CR8410	8.9 .35	22 .87	26 1.02	9 .35	73 2.87	CR8450	12.8 .50	36.3 1.43	39.9 1.57	14.0 .55	101.6 4.00
CR8420	14.9 .59	30.0 1.18	32.2 1.27	9 .35	100 3.94	CR8459	19 .75	48 1.89	60 2.36	17 .67	200 7.88
CR8448	6.9 .27	23.4 .92	27.9 1.1	11.2 .44	101.6 4.00						



Current Transformers

G



CR Magnetics, Inc. 3500 Scarlet Oak Blvd St. Louis MO 63122 USA V: 636 343 8518 F: 636 343 5119

Web: <http://www.crmagnetics.com>

E-mail: sales@crmagnetics.com

Another HUNTINGTON ELECTRIC Company